

# FLAMEOFF TEST REPORT

**SCOPE OF WORK**

CDPH 01350 Standard Method Version 1.2 on FR Clear

**REPORT NUMBER**

106204072GRR-002

**ISSUE DATE**

16-June-2025

**PAGES**

11

**DOCUMENT CONTROL NUMBER**

Per GRVOC-RT-050a (09-December-2024)

© 2025 INTERTEK



## TEST REPORT FOR FLAMEOFF COATINGS., INC.

Report No.: 106204072GRR-002

Date: 16-June-2025

P.O.: 8320

### SECTION 1

#### CLIENT INFORMATION

Attention: James Turner

FlameOff Coatings, Inc.

5323 Griffith Park Road

Raleigh, NC 27613

USA

Phone: +1 919 414 9129

Email: [jturner@flameoff.com](mailto:jturner@flameoff.com)



---

**Mark Lockwood**  
Project Engineer



---

**Kyle Tanis**  
Project Reviewer

This report is for the exclusive use of Intertek's Client and is provided pursuant to the agreement between Intertek and its Client. Intertek's responsibility and liability are limited to the terms and conditions of the agreement. Intertek assumes no liability to any party, other than to the Client in accordance with the agreement, for any loss, expense or damage occasioned by the use of this report. Only the Client is authorized to permit copying or distribution of this report and then only in its entirety. Any use of the Intertek name or one of its marks for the sale or advertisement of the tested material, product or service must first be approved in writing by Intertek. The observations and test results in this report are relevant only to the sample tested. This report by itself does not imply that the material, product, or service is or has ever been under an Intertek certification program. Unless called out differently in the test method/standard, a simple acceptance decision rule will apply to all statements of conformities in this report.

**SECTION 2**

**SUMMARY AND CONCLUSION**

Test Method: Standard Method Version 1.2 for CDPH 01350  
 Modeling Scenario: Private office (PO), school classroom (SC) and single family residence (R)

**CLIENT PROVIDED SAMPLE INFORMATION**

Manufacturer / Location: DimaChem / Ontario Canada  
 Product Name: FR Clear  
 Product Number: 17012  
 Product Description: Fire inhibitor  
 Date of Manufacture: 06-January-2025  
 Date of Collection: Not Specified  
 Date of Shipment: 09-May-2025

**DESCRIPTION OF SAMPLES**

Date Received by Lab: 13-May-2025  
 As Received Sample Condition: Good Condition  
 Lab Sample ID: GRR2505130009-1  
 Material Submitted: One (1) 32 Oz. Bottle

**WORK REQUESTED/APPLICABLE DOCUMENTS**

VOC Emissions Analysis: CDPH Standard Method v1.2  
 Intertek Quote: Qu-01541723

**TEST RESULTS**

**CDPH Standard Method v1.2, Table 4.1**

MODELING SCENARIO	RESULT (PASS/FAIL)
Private Office (PO)	PASS
School Classroom (SC)	PASS
Single Family Residence (R)*	PASS

\*Note: The single family residence scenario is not yet a CDPH requirement. It is provided for informational purposes only.

**LEED v4 Total Volatile Organic Compounds (TVOC)**

MODELING SCENARIO	TVOC (mg m <sup>-3</sup> )
Private Office (PO)	< 0.1
School Classroom (SC)	< 0.1
Single Family Residence (R)*	< 0.1

\*Note: The single family residence scenario is not yet a CDPH requirement. It is provided for informational purposes only.

**SAMPLE DISPOSITION**

At the completion of testing, samples were disposed of in a routine manner.

**SECTION 3**

**CDPH STANDARD METHOD V1.2**

Date Received: 13-May-2025  
 Dates Tested: 22-May-2025 to 05-June-2025

**ACCEPTANCE CRITERIA:**

Referencing: CDPH Standard Method v1.2, Table 4.1  
 LEED v4 - Low Emitting Materials  
 LEED v4 - TVOC Ranges:  $\leq 0.5 \text{ mg m}^{-3}$   
 $0.5 \text{ to } 5.0 \text{ mg m}^{-3}$   
 $\geq 5.0 \text{ mg m}^{-3}$

**TEST NOTES OR DEVIATIONS:**

The sample was prepared four months and sixteen days from production.

**TEST SUMMARY:**

The emissions testing was performed according to “Standard Method for the Evaluation of Volatile Organic Chemical Emissions from Indoor Sources using Environmental Chambers Version 1.2”. A photograph of the tested sample is included herein. The sample was applied in 2 coats to a wood panel and placed into the test chamber with the top surface exposed. The sample was conditioned outside of the test chamber at  $23 \pm 2^\circ\text{C}$  and  $50 \pm 10\% \text{ RH}$ . Air samples were collected prior to the sample being placed in the test chamber (0 hours) and at 264, 288, and 336 hours after preparation. Samples analyzed for individual VOCs and TVOC were collected on multi-sorbent tubes containing glass wool, Tenax TA 35/60 and Carbograph 5 TD 40/60. These VOC samples were analyzed by thermal desorption-gas chromatography/mass-spectrometry, TD-GC/MS. TVOC was calculated through integration of the chromatogram from n-pentane through n-heptadecane using toluene as a surrogate. Individual VOCs were calculated using calibration curves based on pure standards unless otherwise noted. Samples analyzed for low molecular weight aldehydes were collected on cartridges treated with 2,4-dinitrophenylhydrazine (DNPH). Low molecular weight aldehydes were analyzed using high performance liquid chromatography, HPLC.

**Table 1: Conditioning and test timing**

EXPERIMENT PHASE	START DATE	DURATION
Conditioning	22-May-2025	10 Days
Chamber Testing	01-June-2025	4 Days

**RESULTS:****Table 2: Sample and Chamber Conditions during Test Period**

PARAMETER		SYMBOL	VALUE	UNITS
Sample Dimensions	Length	-	0.276	m
	Width	-	0.258	m
	Thickness	-	-	m
Spreading Ratio Applied		-	20.8	m <sup>2</sup> /L
Wet Sample Mass		-	8.6	g
Exposed Sample Surface Area		A	0.071	m <sup>2</sup>
Chamber Volume		V	0.116	m <sup>3</sup>
Chamber Loading Factor		L	0.61	m <sup>2</sup> m <sup>-3</sup>
Inlet Air Flow Rate		Q	0.116	m <sup>3</sup> h <sup>-1</sup>
Air Change Rate		N <sub>ACH</sub>	1.00	h <sup>-1</sup>
Area Specific Flow Rate		q <sub>A</sub>	1.63	m h <sup>-1</sup>
Chamber Pressure (Range)		P	17.4 (16.0-22.1)	Pa
Average Temperature (Range)		T	23.3 (23.1-23.4)	°C
Average Humidity (Range)		RH	50.0 (47.1-51.8)	% RH
Testing Duration		t	336	h

**Table 3: Test chamber background VOC concentrations in µg m<sup>-3</sup>.**

COMPOUND	CAS No.	C <sub>io</sub>
Formaldehyde	50-00-0	0.6
TVOC	-	< 20

**Table 4: Test chamber TVOC and formaldehyde concentrations in µg m<sup>-3</sup>.**

COMPOUND	CAS No.	264 H	288 H	336 H
Formaldehyde	50-00-0	0.5	0.5	0.6
TVOC	-	22.4	25.4	< 20

**Table 5: Test chamber TVOC and formaldehyde emission factors in µg m<sup>-2</sup> h<sup>-1</sup>.**

COMPOUND	CAS No.	264 H	288 H	336 H
Formaldehyde	50-00-0	< 0.5	< 0.5	< 0.5
TVOC	-	34.5	39.4	< 31

Individual emitted VOCs identified above the lower limits of quantitation are listed in Table 6; VOCs which are listed on chemical of concern lists or have CRELs are indicated.

The measured chamber concentrations and corresponding emission factors of identified individual VOCs and TVOCs are listed in Table 7.

In Tables 5, 7 and 8, emission factors were calculated using equation 3.1 in CDPH Standard Method V1.2:

$$EF_{Ai} = \frac{Q \times (C_{it} - C_{io})}{A_c}$$

The inlet flow rate,  $Q$  ( $m^3 h^{-1}$ ), is the measured flow rate of air into the chamber. The chamber concentration,  $C_{it}$  ( $\mu g m^{-3}$ ), is the concentration of a target VOC<sub>*i*</sub>, formaldehyde and other carbonyl compounds measured at time  $t$ . The chamber background concentration,  $C_{io}$  ( $\mu g m^{-3}$ ), is the corresponding concentration measured with the chamber operating without a test specimen. The exposed surface area of the test specimen in the chamber,  $A_c$  ( $m^2$ ), is determined from the measurements made at the time of specimen preparation.

**Table 6: VOCs detected above lower limits of quantitation in air samples at 336 hours.**

VOC	CAS No.	SURROGATE <sup>1</sup>	CREL <sup>2</sup> ( $\mu g m^{-3}$ )	CARB TAC <sup>3</sup>	PROP 65 LIST <sup>4</sup>
Acetic Acid*	64-19-7	Yes	-	No	No

<sup>1</sup>Indicates which non-listed VOCs were quantified using surrogate compounds, all other compounds were quantified using pure compounds.

<sup>2</sup>Chronic Reference Exposure Level (CREL) as defined by California Office of Environmental Health Hazard Assessment.

<sup>3</sup>Substance is listed on California Air Resource Board’s (CARB) Toxic Air Contaminant (TAC) identification list.

<sup>4</sup>Substance known to the state of California to cause cancer or reproductive toxicity according to California’s Safe Drinking Water and Toxic Enforcement Act of 1986 (Proposition 65).

\*Substance is suspected to be emitting from the wood substrate

**Table 7: Measured chamber concentrations and corresponding emission factors of individual VOCs listed in Table 4-1 of CDPH 01350 V1.2. at 336 hours.**

VOC	CAS No.	CHAMBER CONCENTRATION ( $\mu\text{g m}^{-3}$ )	EMISSION FACTOR ( $\mu\text{g m}^{-2} \text{h}^{-1}$ )
Formaldehyde	50-00-0	0.6	< 0.5
Acetaldehyde	75-07-0	< 3.7	< 5.9
Vinyl acetate	108-05-4	< 0.5	< 0.8
Epichlorohydrin	106-89-8	< 0.4	< 0.7
Ethanol, 2-methoxy-, acetate	110-49-6	< 0.8	< 1.4
Isopropyl Alcohol	67-63-0	< 0.8	< 1.2
Ethene, 1,1-dichloro-	75-35-4	< 0.2	< 0.4
Methylene chloride	75-09-2	< 5.0	< 8.1
Carbon disulfide	75-15-0	< 0.4	< 0.7
Methyl tert-butyl ether	1634-04-4	< 1.2	< 2.0
n-Hexane	110-54-3	< 0.5	< 0.8
Trichloromethane (Chloroform)	67-66-3	< 0.3	< 0.5
Ethanol, 2-methoxy-	109-86-4	< 5.0	< 8.1
Ethane, 1,1,1-trichloro-	71-55-6	< 0.3	< 0.5
Benzene	71-43-2	< 0.4	< 0.7
Carbon Tetrachloride	56-23-5	< 0.3	< 0.5
2-Propanol, 1-methoxy-	107-98-2	< 2.2	< 3.6
Ethylene glycol	107-21-1	< 50	< 81.3
Trichloroethylene	79-01-6	< 0.3	< 0.5
1,4-Dioxane	123-91-1	< 0.4	< 0.7
Ethanol, 2-ethoxy-	110-80-5	< 5.0	< 8.1
Toluene	108-88-3	< 0.3	< 0.4
Formamide, N,N-dimethyl-	68-12-2	< 5.0	< 8.1
Tetrachloroethylene	127-18-4	< 0.3	< 0.6
Benzene, chloro-	108-90-7	< 0.2	< 0.4
Ethylbenzene	100-41-4	< 0.4	< 0.6
Xylene (-m, -p, & -o)	108-38-3, 95-47-6, 106-42-3	< 0.8	< 1.3
Styrene	100-42-5	< 0.3	< 0.5
2-Ethoxyethyl acetate	111-15-9	< 2.4	< 3.8
Phenol	108-95-2	< 1.6	< 2.6
Benzene, 1,4-dichloro-	106-46-7	< 0.3	< 0.5
Isophorone	78-59-1	< 1.8	< 3.0
Naphthalene	91-20-3	< 0.5	< 0.8

**Table 8: Measured chamber concentrations and corresponding emission factors of identified non-listed individual VOCs and TVOC at 336 hours.**

VOC	CAS No.	CHAMBER CONCENTRATION ( $\mu\text{g m}^{-3}$ )	EMISSION FACTOR ( $\mu\text{g m}^{-2} \text{h}^{-1}$ )
Acetic Acid*	64-19-7	11.1	18.0
TVOC	-	< 20	< 31

\*Substance is suspected to be emitting from the wood substrate

**Exposure Scenario Modeling and Evaluation:**

Estimated building concentrations for the listed scenarios were calculated using equation 3.2a of CDPH Standard Method V1.2:

$$C_{Bi} = \frac{EF_{Ai} \times A_B}{Q_B}$$

The area specific emission rate  $EF_A$  at 336 hours (14 days) total exposure time is multiplied by the ratio of the exposed surface area of the installed material in the building,  $A_B$  ( $\text{m}^2$ ), to the flow rate of outside ventilation air,  $Q_B$  ( $\text{m}^3 \text{h}^{-1}$ ).

The modeling parameters used for the given scenarios are listed in Table 9. The modeled concentrations of identified individual VOCs are listed in Tables 10 & 11. Whether the modeled concentrations meet the maximum allowable concentration requirements specified in Table 4.1 of CDPH Standard Method V1.2 are also indicated.

**Table 9: Standard modeling parameters for wallcoverings.**

PARAMETER	SYMBOL	VALUE	UNITS
Exposed Surface Area Installed in <i>Private Office (PO)</i>	$A_B$	33.4	$\text{m}^2$
Air flow rate of <i>Private Office (PO)</i>	$Q_B$	20.7	$\text{m}^3 \text{h}^{-1}$
Exposed Surface Area Installed in <i>Classroom (SC)</i>	$A_B$	94.6	$\text{m}^2$
Air flow rate of <i>Classroom (SC)</i>	$Q_B$	191	$\text{m}^3 \text{h}^{-1}$
Exposed Surface Area Installed in <i>Residence (R)</i>	$A_B$	562	$\text{m}^2$
Air flow rate of <i>Residence (R)</i>	$Q_B$	127	$\text{m}^3 \text{h}^{-1}$

Table 10: Modeled concentrations of individual VOCs specified in Table 4-1 of CDPH 01350 V1.2.

VOC	CAS NO.	MODELED CONCENTRATION ( $\mu\text{g m}^{-3}$ )			CONC. LIMIT ( $\mu\text{g m}^{-3}$ )	RESULT Pass (P) /Fail (F)		
		PO	SC	R		PO	SC	R
Formaldehyde	50-00-0	< 0.8	< 0.2	< 2.1	9	P	P	P
Acetaldehyde	75-07-0	< 9.6	< 2.9	< 26	70	P	P	P
Vinyl acetate	108-05-4	< 1.2	< 0.4	< 3.3	100	P	P	P
Epichlorohydrin	106-89-8	< 1.1	< 0.3	< 3.0*	1.5	P	P	P
Ethanol, 2-methoxy-, acetate	110-49-6	< 2.2	< 0.7	< 6.1	45	P	P	P
Isopropyl Alcohol	67-63-0	< 2.0	< 0.6	< 5.5	3,500	P	P	P
Ethene, 1,1-dichloro-	75-35-4	< 0.6	< 0.2	< 1.7	35	P	P	P
Methylene chloride	75-09-2	< 13	< 4.0	< 36	200	P	P	P
Carbon disulfide	75-15-0	< 1.1	< 0.3	< 3.0	400	P	P	P
Methyl tert-butyl ether	1634-04-4	< 3.2	< 1.0	< 8.8	4,000	P	P	P
n-Hexane	110-54-3	< 1.3	< 0.4	< 3.5	3,500	P	P	P
Trichloromethane (Chloroform)	67-66-3	< 0.8	< 0.2	< 2.1	150	P	P	P
Ethanol, 2-methoxy-	109-86-4	< 13	< 4.0	< 36	30	P	P	P
Ethane, 1,1,1-trichloro-	71-55-6	< 0.7	< 0.2	< 2.0	500	P	P	P
Benzene	71-43-2	< 1.1	< 0.3	< 3.1*	1.5	P	P	P
Carbon Tetrachloride	56-23-5	< 0.8	< 0.2	< 2.1	20	P	P	P
2-Propanol, 1-methoxy-	107-98-2	< 5.8	< 1.8	< 16	3,500	P	P	P
Ethylene glycol	107-21-1	< 131	< 40	< 360	200	P	P	P
Trichloroethylene	79-01-6	< 0.8	< 0.2	< 2.2	300	P	P	P
1,4-Dioxane	123-91-1	< 1.1	< 0.3	< 3.1	1,500	P	P	P
Ethanol, 2-ethoxy-	110-80-5	< 13	< 4.0	< 36	35	P	P	P
Toluene	108-88-3	< 0.7	< 0.2	< 2.0	150	P	P	P
Formamide, N,N-dimethyl-	68-12-2	< 13	< 4.0	< 36	40	P	P	P
Tetrachloroethylene	127-18-4	< 0.9	< 0.3	< 2.4	17.5	P	P	P
Benzene, chloro-	108-90-7	< 0.6	< 0.2	< 1.6	500	P	P	P
Ethylbenzene	100-41-4	< 1.0	< 0.3	< 2.8	1,000	P	P	P
Xylene (-m, -p, & -o)	108-38-3, 95-47-6, 106-42-3	< 2.1	< 0.6	< 5.7	350	P	P	P
Styrene	100-42-5	< 0.9	< 0.3	< 2.4	450	P	P	P
2-Ethoxyethyl acetate	111-15-9	< 6.2	< 1.9	< 17	150	P	P	P
Phenol	108-95-2	< 4.1	< 1.3	< 11	100	P	P	P
Benzene, 1,4-dichloro-	106-46-7	< 0.9	< 0.3	< 2.4	400	P	P	P
Isophorone	78-59-1	< 4.8	< 1.5	< 13	1,000	P	P	P
Naphthalene	91-20-3	< 1.3	< 0.4	< 3.5	4.5	P	P	P

\*Individual VOC of concern is below lower LOQ for modeled scenario.

Table 11: Modeled concentrations of identified non-listed individual VOCs.

VOC	CAS NO.	MODELED CONCENTRATION ( $\mu\text{g m}^{-3}$ )		
		PO	SC	R
Acetic Acid*	64-19-7	29.1	8.9	79.7
TVOC <sub>Toluene</sub>	-	< 52	< 16	< 144

\*Substance is suspected to be emitting from the wood substrate



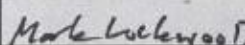

**PHOTOGRAPHS:**



Figure 1: Photograph of sample in test chamber.

**SECTION 4**

**CLIENT PROVIDED CHAIN OF CUSTODY**

	<b>Ship To:</b> Attn: VOC Laboratory 4700 Broadmoor Ave SE Suite 200 Kentwood, MI 49512 Phone: 616-656-7401	<b>Chain of Custody for Chemical Testing</b> Intertek Quotation Number: Purchase Order (enter Company and Number): 8320		
	<b>Customer Information</b> Company: FlameOFF Coatings, Inc. Street Address: 3915 Beryl Rd. Suite 130 City/State/Postal code: Raleigh NC 27607 Country: USA Contact Name & Title (for reporting): James Turner - CEO Contact Phone/Fax Numbers: 919-414-9129 Contact E-mail Address: jturner@flameoff.com Financially Responsible Co. :	<b>Shipping Details</b> Packed & Shipped By: Shipping Date: Carrier/Airbill Number:	<b>Requested Testing</b> Test to be performed: Clean Air Certification	
<b>Manufacturer Information (If Different)</b> Company: DimaChem City/State/Country: Windsor ON, Canada Contact Name/Title: Andrew Conway - VP Ops Phone Number/E-mail Address: 416-990-2446 - aconway@dimacheminc.com	<b>Customer Request for Certification</b> Clean Air™ Certification: <input checked="" type="checkbox"/> YES	<b>Special Customer Instructions</b>		
<b>Sample Details</b> Product Commercial Name*: FR Clear Product Commercial Part No.(if not part of the name)*: 17012 Manufacturer Sample Tracking ID: Date Manufactured*: 01/06/2025 Product Category & Use*: Fire Inhibitor Sample Construction Materials*: 32 OZ Bottle Plant Name & Location*: FlameOFF Coatings, Inc. Collection Location within Plant: Suite 130, Warehouse Date & Time Collected* : Number of Sample Pieces*: 1 32 OZ Bottle Sample Collected by*: Phone/Fax Numbers*: 919-414-9129 E-mail Address*: jturner@flameoff.com	<b>Customer Authorizes Laboratory to Submit Copies of Test Reports To:</b> Contact: James Turner Email Address: jturner@flameoff.com Organization: FlameOFF Coatings, Inc. Contact: Email Address: Organization:	<b>Intertek Use Only</b> Condition of Shipping Package: <i>Good Condition</i> Condition of Sample: <i>Good Condition</i> Sample ID: <i>GRR2505130009-1</i> GIN: <i>616 6106204072</i> *Indicates required field		
<b>Sample Handling*</b>				
	<b>Printed Name*</b>	<b>Signature*</b>	<b>Date*</b>	<b>Company*</b>
Relinquished By:	James Turner		5/9/2025	FlameOFF Coatings
Received by:			6/10/25	Intertek